

# Henschel Hs132A

A/C Type: Jet dive bomber  
 Engine(s): 1x BWM 003a turbojet  
 Eng. Pwr: 1760 lbs of turbo-jet thrust  
 A/C Crew: Pilot

Maximum Speed: 485 mph @ 19,685 ft  
 Maximum Ceiling: 34,450 ft / 30,000 ft / 27,500 ft  
 Defense factor: 5 Size Modifier: 0  
 Damage Factor: 9/13 Endurance: 90  
 Cockpit View: Good Blind Area: Rear

Protection: Cockpit +1 Engines -1 Fuel +1

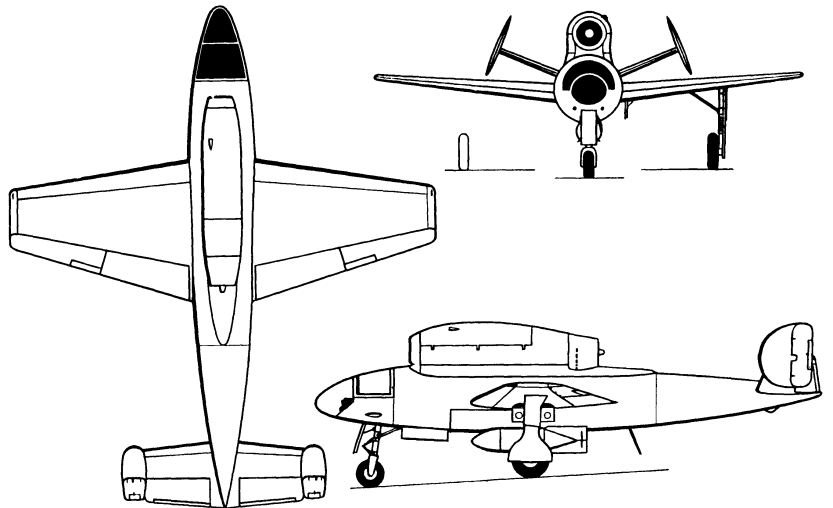
Climb Dece/ Dive Accel: 3.0 / 1.5\*

Weight and Load Limit: 1100 / 3-5

Wpn Stations	Weight	Allowed Loads
1	1100	1 bomb

Country: Germany

Service Entry Date: January 45



Class: L

Victory Points: 7-14

## AIRCRAFT PERFORMANCE CHART

Altitude Levels	Bands	Minimum Speed	Maximum Speed	Maximum Dive Spd	Min TT(4)	Min HT(5)	Min BT(6)	Min ET(7)	Altitude Levels	Bands	Average Rate of Climb
43+	UH	--	--	--	--	--	--	--	43+	UH	--
37-42	EH	--	--	--	--	--	--	--	37-42	EH	--
31-36	VH	4.0	9.0	11.5	5.5	6.5	7.5	8.5	31-36	VH	500
25-30	HI	3.5	9.0	11.5	5.0	6.0	7.0	8.0	25-30	HI	1200
19-24	MH	3.5	9.5	11.5	4.5	5.5	6.5	7.5	19-24	MH	1900
13-18	ML	3.0	9.5	11.5	4.5	5.0	6.0	7.0	13-18	ML	2500
7-12	LO	3.0	9.0	11.5	4.0	4.5	5.5	6.5	7-12	LO	3000
1-6	VL	2.5	8.5	10.5	3.5	4.0	4.5	5.5	1-6	VL	3500

## FIRE POWER CHART

Guns	Type Weapons	Ammo	Criticals
N1	1x 20mm MG151 cannon	8	2
N2	1x 20mm MG151 cannon	8	2

## GUN ATTACK FACTORS

Range	N1	N2	Total
0	26	26	52
1	20	20	40
2	13	13	26
3	9	9	18
4	6	6	12
5	4	4	8
6	3	3	6
7	2	2	4

## WEAPON STATION LOCATION

## POWER VERSUS SPEED CHART

Levels	Bands	1.0 - 4.5	5.0 - 7.5	8.0 - 9.5	10.0+	Band
43+	UH	--	--	--	--	UH
37-42	EH	--	--	--	--	EH
31-36	VH	3	1	1	--	VH
25-30	HI	4	2	1	--	HI
19-24	MH	4	2	1	--	MH
13-18	ML	5	3	1	--	ML
7-12	LO	5	3	1	--	LO
1-6	VL	5	3	1	--	VL
Banking FPs		3	4	5	7	
Side Slip FPs		4	5	6	8	

## NOTES AND VARIANTS

**Hs132:** Designed a jet replacement for the Stuka. Simple to build, but more aerodynamic than the similar-shaped He162. The pilot flies prone, and the decreased cross section and speed was supposed to make the Hs132 less vulnerable to AAA (+1 to AAA attacks). It was stressed for 12Gs. The pilot, lying prone, would withstand twice as much G as studies had shown (+3 to GLOC rolls). The first A prototype was preparing for flight test, with a B prototype 75% complete in April45 when the Soviets overran the factory.

**Hs132A:** Available Jan-46. No guns.

**Hs132B:** Larger engine (Jumo 004B) and two 20mm cannon (N1,N2).

**Fuel Use:** Each op-scale turn that begins and ends at MH+ costs 6 minutes end. Each op-scale turn that begins and ends at VL costs 15 minutes end.

# Fock-Wulf Ta183

A/C Type: Jet Fighter  
 Engine(s): 2x Junkers Jumo 004B turbojet  
 Eng. Pwr: 1300 kg turbojet thrust  
 A/C Crew: Pilot

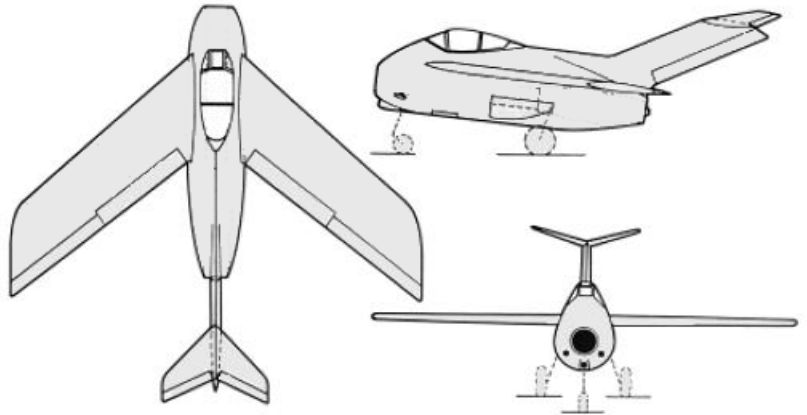
Maximum Speed: 590 mph at 22,700  
 Maximum Ceiling: 45,920  
 Defense factor: 5 Size Modifier: +0  
 Damage Factor: 10/15 Endurance: 70  
 Cockpit View: Good Blind Area: Rear  
 Protection: Cockpit +2 Fuel +1 Engine -1

Climb Dece/ Dive Accel: 3.0 / 1.5\*  
 Weight and Load Limit: 300 lbs / 2-4

Wpn Stations	Weight	Allowed Loads
1, 2	132	1 X-4 missile

Country: Germany

Service Entry Date: late May, 1945



Class: F-Jet

Victory Points: 8-16

## AIRCRAFT PERFORMANCE CHART

Altitude Levels	Bands	Minimum Speed	Maximum Speed	Maximum Dive Spd	Min TT(5)	Min HT(6)	Min BT(7)	Min ET(8)	Altitude Levels	Bands	Average Rate of Climb
43+	UH	5.0	10.5	11.5	6.0	7.5	9.0	10.0	43+	UH	800
37-42	EH	4.5	11.0	12.0	5.5	7.0	8.5	10.0	37-42	EH	1,500
31-36	VH	4.0	11.5	12.0	5.0	7.0	8.5	9.5	31-36	VH	2,000
25-30	HI	3.5	11.5	12.5	5.0	6.5	8.0	9.0	25-30	HI	2,500
19-24	MH	3.5	12.0	12.5	4.5	6.5	7.5	8.5	19-24	MH	3,000
13-18	ML	3.0	12.0	12.5	4.5	6.0	7.0	8.0	13-18	ML	3,500
7-12	LO	3.0	11.0	12.5	4.0	5.5	6.5	7.5	7-12	LO	4,000
1-6	VL	3.0	10.5	12.0	4.0	5.0	6.0	7.0	1-6	VL	4,000

## FIRE POWER CHART

Guns	Type Weapons	Ammo	Criticals
N1	2x 30mm Mk 108 cannon	10	1
N2	2x 30mm Mk 108 cannon	10	1

## GUN ATTACK FACTORS

Range	N1	N2	Total
0	38	38	76
1	30	30	60
2	22	22	44
3	14	14	28
4	8	8	16
5	6	6	12
6	--	--	--
7	--	--	--

## WEAPON STATION LOCATION



1 2

## POWER VERSUS SPEED CHART

Levels	Bands	(per engine)				Band
		1.0 - 4.5	5.0 - 7.5	8.0 - 9.5	10.0+	
43+	UH	3	2	1	1	UH
37-42	EH	4	3	1.5	1	EH
31-36	VH	4	3	1.5	1	VH
25-30	HI	5	4	2	1	HI
19-24	MH	5	4	3	1	MH
13-18	ML	5	4	3	1	ML
7-12	LO	5	4	3	1	LO
1-6	VL	5	4	3	1	VL
Banking FPs		4	5	7	9	
Side Slip FPs		5	6	8	10	

## NOTES AND VARIANTS

**Focke-Wulf Ta183:** This swept-wing fighter was under development a few weeks from test flight when the prototype was captured by the Russians. Curiously enough, the MiG 15 bears a striking resemblance to it. Ejection seat.

Late entry into compressibility.

**Fuel Use:** Each op-scale turn that begins and ends at MH+ costs 6 minutes end. Each op-scale turn that begins and ends at VL costs 15 minutes end.

# Messerschmitt P.1101

A/C Type: Jet Fighter  
 Engine(s): 2x BMW 109-004 Turbojets  
 Eng. Pwr: 2x 661-lb thrust  
 A/C Crew: Pilot

Maximum Speed: 609 mph @ 22,000 ft  
 Maximum Ceiling: 45,930 ft  
 Defense factor: 5 Size Modifier: +0  
 Damage Factor: 9/13 Endurance: 50  
 Cockpit View: Fair Blind Area: Rear

Protection: Cockpit +0 Engines -1 Fuel +0

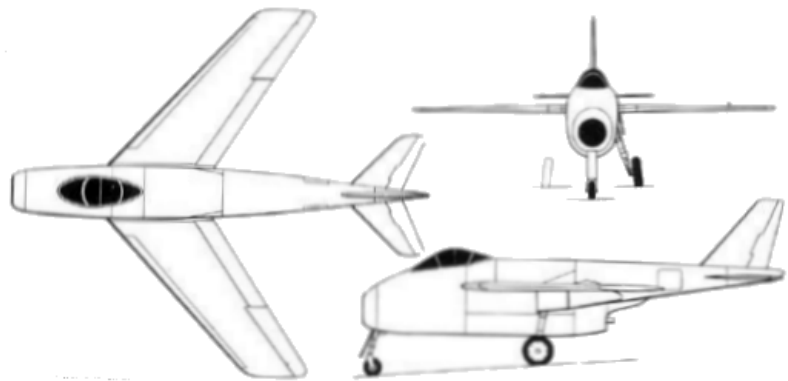
Climb Dece/ Dive Accel: 3.0 / 1.5\*

Weight and Load Limit: 300 / 2-4

Wpn Stations	Weight	Allowed Loads
1,2	132 lbs	1x X-4 missile

Country: Germany

Service Entry Date: October 1943



Class: F-Jet

Victory Points: 7-13

## AIRCRAFT PERFORMANCE CHART

Altitude Levels	Bands	Minimum Speed	Maximum Speed	Maximum Dive Spd	Min TT(4)	Min HT(5)	Min BT(6)	Min ET(7)	Altitude Levels	Bands	Average Rate of Climb
43+	UH	3.5/4.0/4.5	8.5/9.5/10.5	11.5/12.5/13.0	6.5/7.0/7.5	8.5/8.5/8.5	10.5/10.0/9.5	12.0/11.5/11.0	43+	UH	2,100
37-42	EH	3.0/3.5/4.0	8.5/9.5/11.0	11.5/12.5/13.0	6.0/6.5/7.0	8.0/8.0/8.0	9.5/9.5/9.0	11.0/10.5/10.0	37-42	EH	3,000
31-36	VH	3.0/3.5/4.0	9.0/10.0/11.5	11.5/12.5/13.0	5.5/6.0/6.5	7.5/7.5/7.5	9.0/8.5/8.5	10.5/10.0/9.5	31-36	VH	3,700
25-30	HI	2.5/3.0/3.5	9.0/10.5/12.0	11.5/12.5/13.0	5.0/5.5/6.0	6.5/7.0/7.0	8.0/8.0/8.0	9.5/9.5/9.0	25-30	HI	4,200
19-24	MH	2.5/3.0/3.5	9.0/10.5/12.0	11.5/12.5/13.0	4.5/5.0/5.5	5.5/6.0/6.5	6.5/7.0/7.5	8.0/8.0/8.5	19-24	MH	4,500
13-18	ML	2.0/2.5/3.0	8.5/10.0/11.5	11.0/12.0/13.0	4.0/4.5/5.0	5.0/5.5/6.5	6.0/6.5/7.5	7.5/7.5/8.0	13-18	ML	4,500
7-12	LO	2.0/2.5/3.0	8.5/9.5/11.0	10.5/11.5/12.5	4.0/4.0/4.5	5.0/5.0/6.0	5.5/6.0/6.5	7.0/7.0/7.5	7-12	LO	4,300
1-6	VL	2.0/2.5/3.0	8.0/9.0/10.0	10.0/11.0/11.5	3.5/4.0/4.5	4.5/5.0/5.5	5.5/5.5/6.0	6.5/6.5/7.0	1-6	VL	4,300

## FIRE POWER CHART

Guns	Type Weapons	Ammo	Criticals
N1	1x 20mm MG151 cannon	7	2
N2	1x 20mm MG151 cannon	7	2

## GUN ATTACK FACTORS

Range	N1	N2	N3	Total
0	23	23	23	69
1	16	16	16	48
2	12	12	12	36
3	8	8	8	24
4	6	6	6	18
5	4	4	4	12
6	3	3	3	9
7	--	--	--	--

## WEAPON STATION LOCATION



1 2

## POWER VERSUS SPEED CHART

(per engine)

Levels	Bands	1.0 - 4.5	5.0 - 7.5	8.0 - 9.5	10.0+	Band
43+	UH	1	1	1	1	UH
37-42	EH	2	1	1	1	EH
31-36	VH	3	1	1	1	VH
25-30	HI	3	1	1	1	HI
19-24	MH	4	2	1	1	MH
13-18	ML	4	2	1	1	ML
7-12	LO	4	2	1	1	LO
1-6	VL	4	2	1	1	VL
Banking FPs		2	3	5	7	
Side Slip FPs		3	5	7	9	

## NOTES AND VARIANTS

**Messerschmitt P.1101:** Originally designed to be a test aircraft used to study the effects of swept wings, this aircraft was tapped for potential use as a fighter. It's wings could be in three positions (set before flight). The aircraft was taken to the US and studied, and eventually a copy was built as the Bell X-5, which was used for its original purpose as a swing-wing test vehicle. It is presented here as a 'what if.'

**Aircraft performance Chart:** Each entry has three numbers, one for each wing configuration. The configuration must be selected before takeoff.

Late entry into compressibility in positions 2 and 3.

**Fuel Use:** Each op-scale turn that begins and ends at MH+ costs 6 minutes end. Each op-scale turn that begins and ends at VL costs 15 minutes end.

# Messerschmitt Me264A

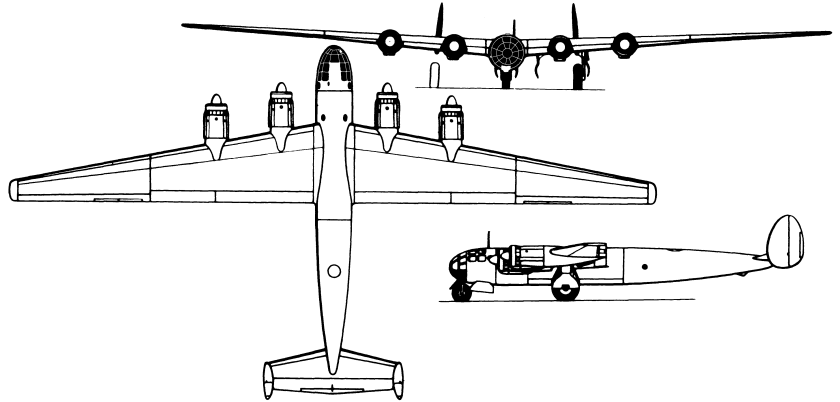
A/C Type: Long range maritime bomber  
 Engine(s): 4x BMW 801G w/ GM-1 boost  
 Eng. Pwr: 5760-6800 hp, air-cooled  
 A/C Crew: Pilot, Co-pilot, Navigator, Radio-op  
 Bombadier, 3 Gunners

Maximum Speed: 339 mph @ 20,015 ft  
 Maximum Ceiling: 26,600 ft.  
 Defense factor: 7 Size Modifier: +2  
 Damage Factor: 16/24 Endurance: 1621  
 Cockpit View: Good Blind Area: None  
 Protection: Cockpit +2 Engines +1 Fuel +1  
 Climb Dece/ Dive Accel: 2.0 / 1.0  
 Weight and Load Limit: 44410 / 10-15

Wpn Stations	Weight	Allowed Loads
1 bombbay	4410 lbs	large bombs
2 Fuel overload	40,000 lbs	Fuel

Country: Germany

Service Entry Date: May 1945



Class: L

Victory Points: 10-20

## AIRCRAFT PERFORMANCE CHART

Altitude Levels	Bands	Minimum Speed	Maximum Speed	Maximum Dive Spd	Min TT(6)	Min HT(7)	Min BT(-)	Min ET(-)	Altitude Levels	Bands	Average Rate of Climb
43+	UH	--	--	--	--	--	--	--	43+	UH	--
37-42	EH	--	--	--	--	--	--	--	37-42	EH	--
31-36	VH	--	--	--	--	--	--	--	31-36	VH	--
25-30	HI	2.5	6.0	9.5	4.5	6.0	--	--	25-30	HI	600
19-24	MH	2.0	6.5	9.5	4.0	5.5	--	--	19-24	MH	800
13-18	ML	2.0	6.0	9.0	3.5	5.0	--	--	13-18	ML	1,000
7-12	LO	1.5	6.0	8.5	3.0	4.5	--	--	7-12	LO	1,200
1-6	VL	1.5	5.5	7.5	3.0	4.0	--	--	1-6	VL	1,200

## FIRE POWER CHART

Guns	Type Weapons	Ammo	Criticals
TT1	One 13mm MG-131		3
LG	One 13mm MG-131		3
RG	One 13mm MG-131		3
TT2	One 20mm MG151/20		2
BT	One 20mm MG151/20		2

## GUN ATTACK FACTORS

Range	TT1	LG	LG	TT2	BT
0	8	8	8	20	20
1	6	6	6	13	13
2	4	4	4	9	9
3	3	3	3	6	6
4	2	2	2	4	4
5	1	1	1	3	3
6	1	1	1	2	2
7	--	--	--	--	--

## WEAPON STATION LOCATION



1

## POWER VERSUS SPEED CHART

(per engine)

Levels	Bands	1.0 - 4.5	5.0 - 7.5	8.0 - 9.5	10.0+	Band
43+	UH	--	--	--	--	UH
37-42	EH	--	--	--	--	EH
31-36	VH	--	--	--	--	VH
25-30	HI	.25/.5	0.25	--	--	HI
19-24	MH	.5/.75	.25/.5	--	--	MH
13-18	ML	.75/1.0	.5/.75	--	--	ML
7-12	LO	.75/1.0	.5/.75	--	--	LO
1-6	VL	.75/1.0	.5/.75	--	--	VL
Banking FPs		4	5	--	--	
Side Slip FPs		5	6	--	--	

## NOTES AND VARIANTS

**Me264A Amerika bomber:** So named because it had the range to bomb New York City and return. Originally built as an aerodynamic test bed, this was redeveloped as a long-range maritime recon bomber. Additional equipment to include cameras, stowage for marker buoys, flash bombs, etc. 2nd prototype was destroyed by bombing as it was being readied for flight test in late 1943. 3rd prototype was not completed as in early 1944, bomber development stopped due to a lack of strategic resources. Included as a what if.

**Fuel Overload:** For its extended range, the aircraft would overload with fuel. Add 1 Load point per 100 End over 621 (up to 10 End). If the aircraft has more than 1200 End when attacked, fuel protection = 0.